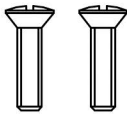
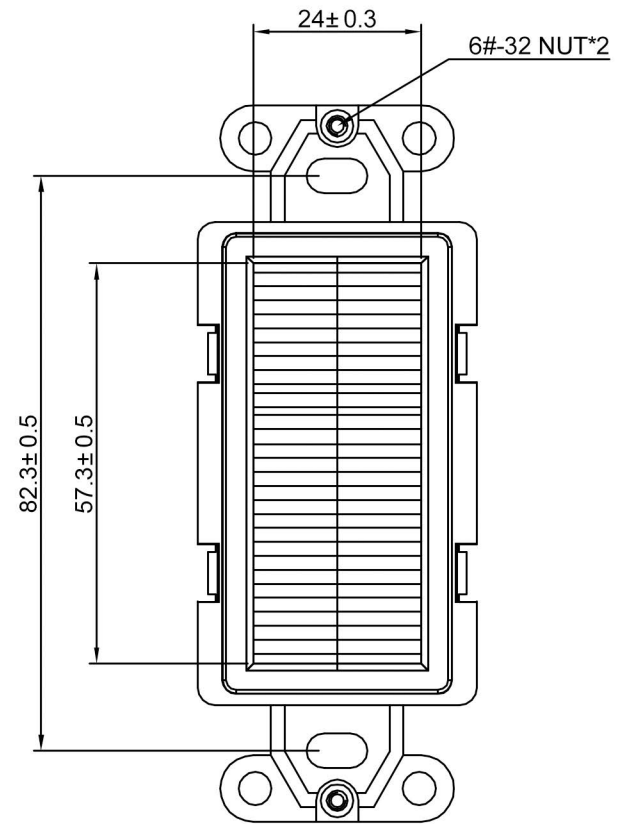
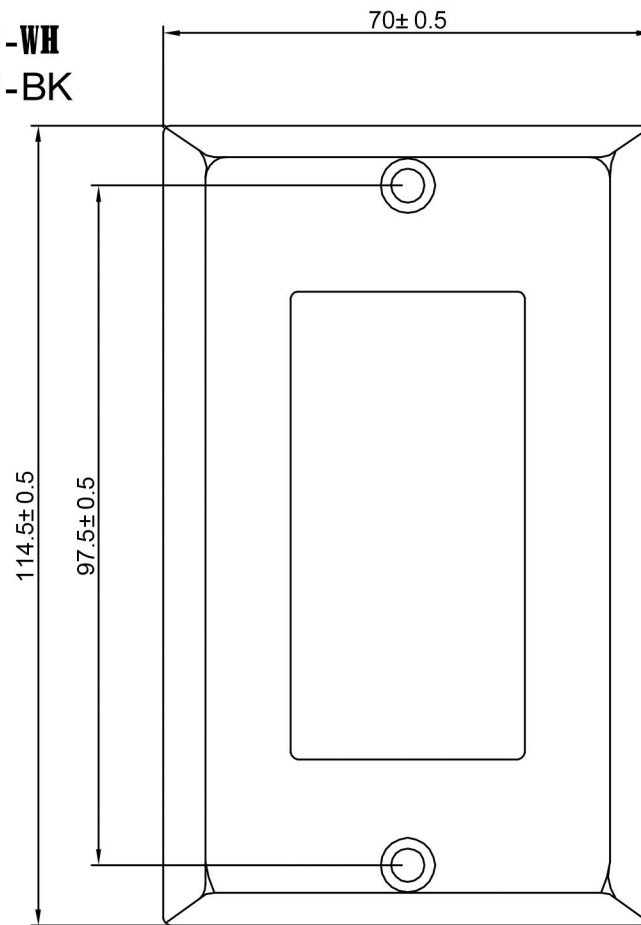


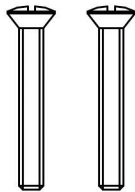
Spec. Drawing for Model No.:

1,91-905BP-WH

2,91-905BP-BK



6*10 OM 2PCS



6*20OM 2PCS

weltron®

Material:

1	Plastic	ABS
2	Screw	Iron Plated With Nickel
3	Brush	Nylon
4	Nut	Brass

PART NO :				DESCRIPTION	FINISHED PRODUCTS	SCALE	FIT	UNITS: mm	3RD ANGLE
91-905BP-XX				MODEL NO,	See Spec				
APPROVED	CHECKED	DRAWING	DESIGNED	DRAWING NO,					
		Jim		FINISHING		▲	09/12/2015	Ad	
				MATERIAL		SYM	DATE	REVISION	