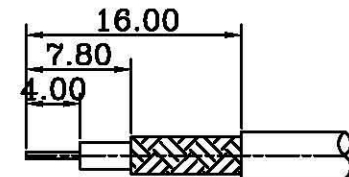
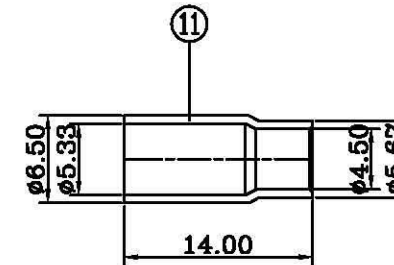
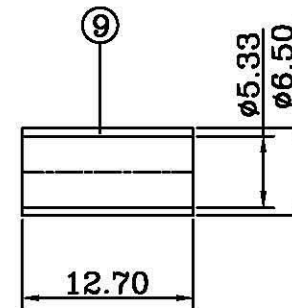
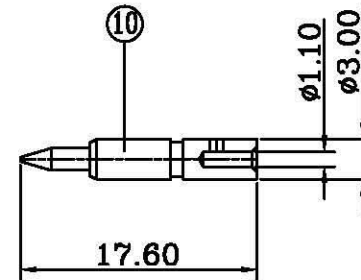
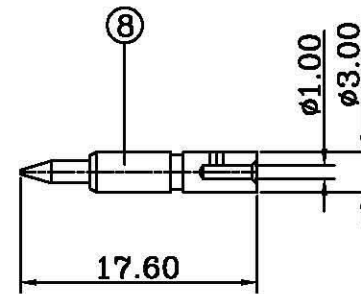
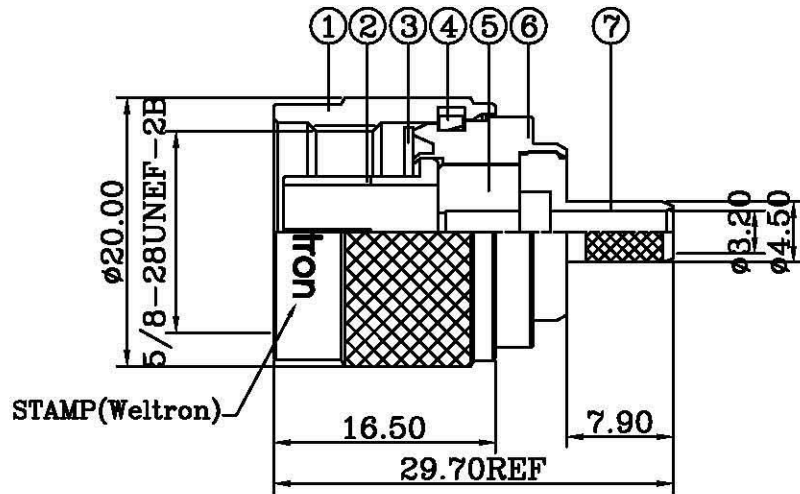


ROHS Compliant

REVISIONS

RevNo	Description	Date	Revision	Mender
1	ADD PIN AND FERRULE	2012.12.14	A2	CKQ
2				



RECOMMENDED
CABLE STRIPPING DIM'S

NOTES: FINISH (PLATING THICKNESS IN MICRO-INCHES)

- BRASS PER QQ-B-826
- SILVER PL.100 MIN. THICK OVER COPPER STRIKE
- GOLD PL.3 MIN. THICK OVER NICKEL PL.100 MIN. THICK OVER COPPER STRIKE
- TEFLON MIL-P-19468
- JIS H 3250,C 2700

- CRIMPED FERRULE
HEX CRIMP SIZE .213"
- CRIMPED CONTACT PIN
HEX CRIMP SIZE .100"
OR TO SOLDER

11	FERRULE	NOTE 5	1	NOTE 2
10	CONTACT PIN	NOTE 1	1	NOTE 3
9	FERRULE	NOTE 5	1	NOTE 2
8	CONTACT PIN	NOTE 1	1	NOTE 3
7	REAR BODY	NOTE 1	1	NOTE 2
6	BODY	NOTE 1	1	NOTE 2
5	INSULATOR	NOTE 4	1	NATURAL
4	RETAINER RING	NOTE 1	1	NATURAL
3	GASKET	RUBBER	1	RED
2	OUT CONTACT	NOTE 1	1	NOTE 2
1	SHELL	NOTE 1	1	NOTE 2
ITEM	DESCRIPTION	MATERIAL	Q'TY	FINISHED

				TITLE			
				N PLUG CRIMP 50 OHM FOR RG58, RG58A, RG141, LMR195, RG50U - PLENUM, BELDEN 9219 CABLE			
PART NO.	44-262-58	UNITS	MM	UNLESS OTHERWISE SPECIFIED TOLERANCES:	DESIGNED	NQ	
		SCALE	FIT		0.5-15 = ±0.15 15-30 = ±0.30 30-120 = ±0.60 >120 = ±1.00	DRAWING	NQ
MODEL NO.				ANGLES ±5°	CHECKED	David	
		EDITION	A1	PUBLISH DATE	APPROVED	Andy	
CAD FILE	Yin sheng/Yifaxing/SN/SN305			2009/11/24	3RD ANGLE		