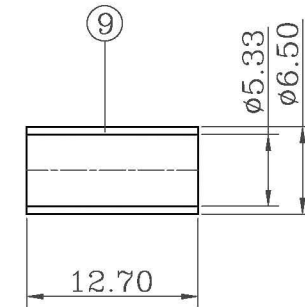
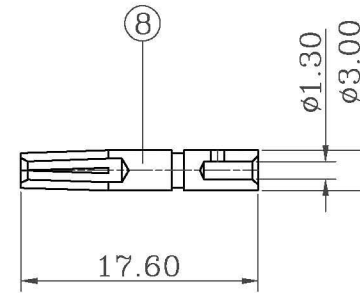
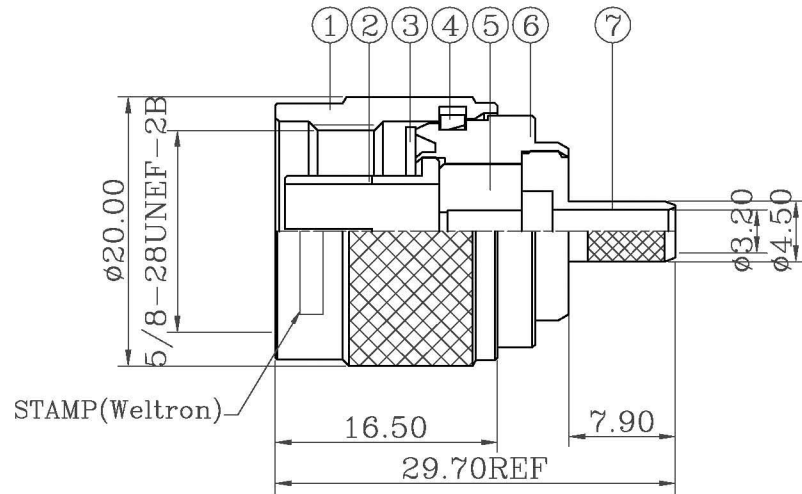


ROHS Compliant

REVISIONS

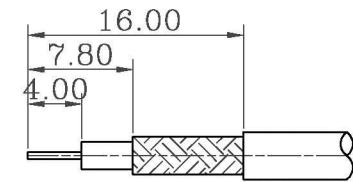
RevNo	Description	Date	Revision	Mender
1				
2				



NOTES:FINISH (PLATING THICKNESS IN MICRO-INCHES)

- 1.BRASS PER QQ-B-626
- 2.SILVER PL.100 MIN. THICK OVER COPPER STRIKE
- 3.GOLD PL.3 MIN .THICK OVER NICKEL PL.100 MIN. THICK OVER COPPER STRIKE
- 4.TEFLON MIL-P-19468
- 5.JIS H 3250,C 2700

- 1.CRIMPED FERRULE  
HEX CRIMP SIZE .213"
- 2.CRIMPED CONTACT PIN  
HEX CRIMP SIZE .100"  
OR TO SOLDER



RECOMMENDED  
CABLE STRIPPING DIM'S

9	FERRULE	NOTE 5	1	NOTE 2
8	CONTACT PIN	NOTE 1	1	NOTE 3
7	REAR BODY	NOTE 1	1	NOTE 2
6	BODY	NOTE 1	1	NOTE 2
5	INSULATOR	NOTE 4	1	NATURAL
4	RETAINER RING	NOTE 1	1	NATURAL
3	GASKET	RUBBER	1	RED
2	OUT CONTACT	NOTE 1	1	NOTE 2
1	SHELL	NOTE 1	1	NOTE 2
ITEM	DESCRIPTION	MATERIAL	Q'TY	FINISHED

<b>weltron</b> <sup>®</sup>				TITLE		
PART NO.		44-262RP-LMR200	UNITS	MM	RP N PLUG CRIMP 50 OHM FOR LMR200 CABLE	
MODEL NO.			SCALE	FIT	UNLESS OTHERWISE SPECIFIED TOLERANCES:	DESIGNED
					0.5-15 = ±0.15	ANGLES
					15-30 = ±0.30	±5°
					30-120 = ±0.60	CHECKED
					>120 = ±1.00	David
CAD FILE			EDITION	A1	PUBLISH DATE	APPROVED
					2009/11/24	Andy
						3RD ANGLE