

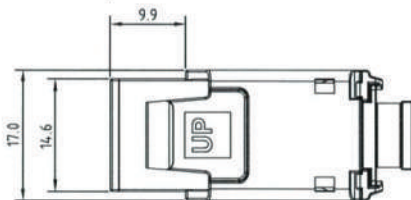
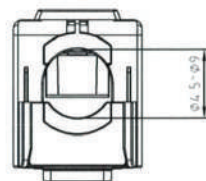
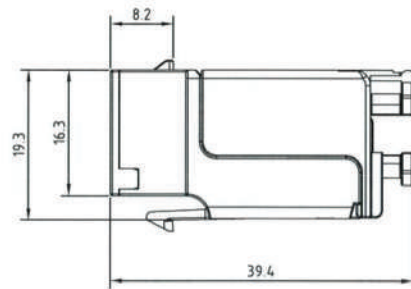
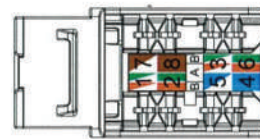
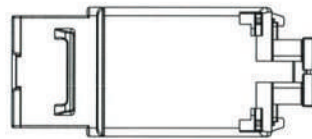
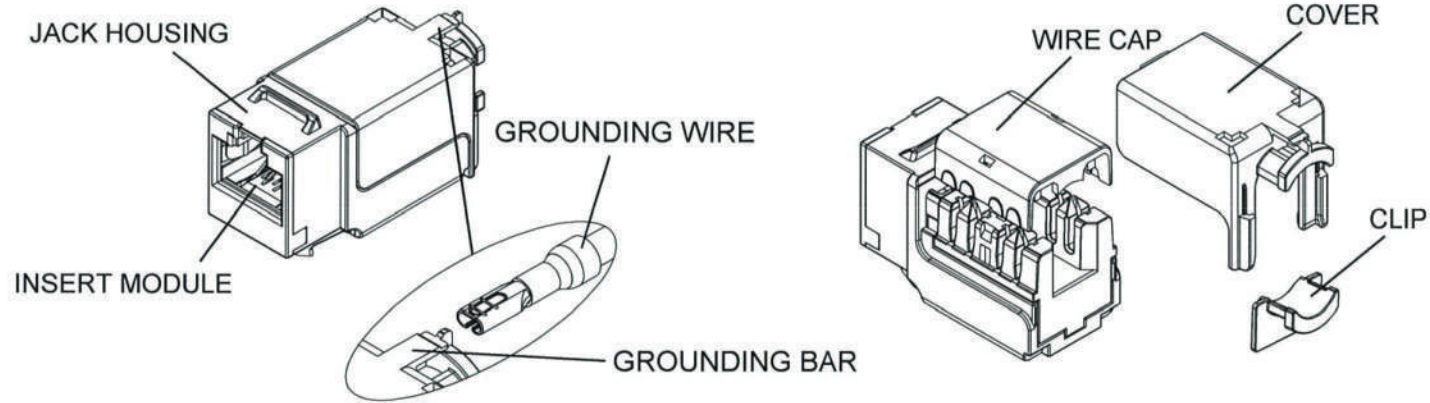
4

3

2

1

REVISIONS				
ZONE	REV	DESCRIPTION	DATE	DRAWN
	A		10/22'22	Allen



TRANSMISSION PERFORMANCE

Meet all requirements specified in connecting hardware requirement of:
 ISO/IEC 11801-1, Category 6A
 IEC 60603-7-51
 ANSI/TIA-568-C.2, Category 6A

ELECTRICAL

Electrical Insulation Resistance : 500 MΩ min. @ 100V d.c.
 Dielectric Withstanding Voltage : 1000V d.c. or a.c. Peak Contact to Contact @ 60Hz for 1 minute, 1500V d.c. or a.c. Peak Contact to Panel @ 60Hz for 1 minute

MECHANICAL

Insertion / Extraction Life : 750 Cycles Minimum
 Re-usable IDC's can be terminated 20 times with wires from AWG 26 through AWG 22.

PHYSICAL

Housing : Zinc-alloy fully shielded
 Spring Wire : Phosphor Bronze Alloy Plated With 50 micro-inch of Gold
 IDC : Phosphor Bronze Alloy With 100 micro-inch 100% Sn Alloy

UNLESS OTHERWISE SPECIFIED: TOLERANCES			FILE	DATE
.X ± .016	.X ± 0.2	X ± 1°	Z5662.dwg	
.XX ± .008	.XX ± 0.1	.X ± .5°		
.XXX ± .004				
MATERIAL	DRAWN	DATE		
	Allen	09/06'22		
SURFACE	CHECK		SIZE	DRAWING NUMBER
			A4	Z5662
FINISH	APPROVED		PART NUMBER	REV
				A
			SCALE	UNIT mm
			SHEET	1 OF 1

Weltron®